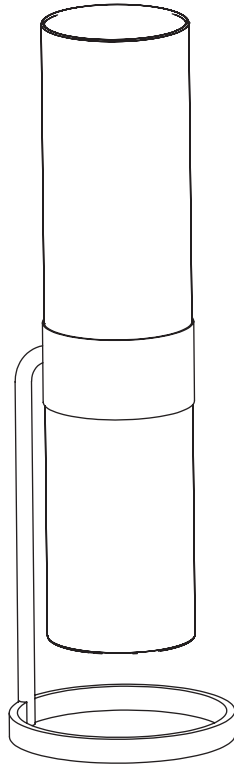

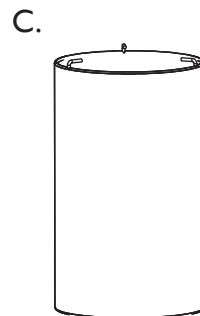




CEDRIC TABLE LAMP



THIS PRODUCT INCLUDES:



(bulb not to scale)

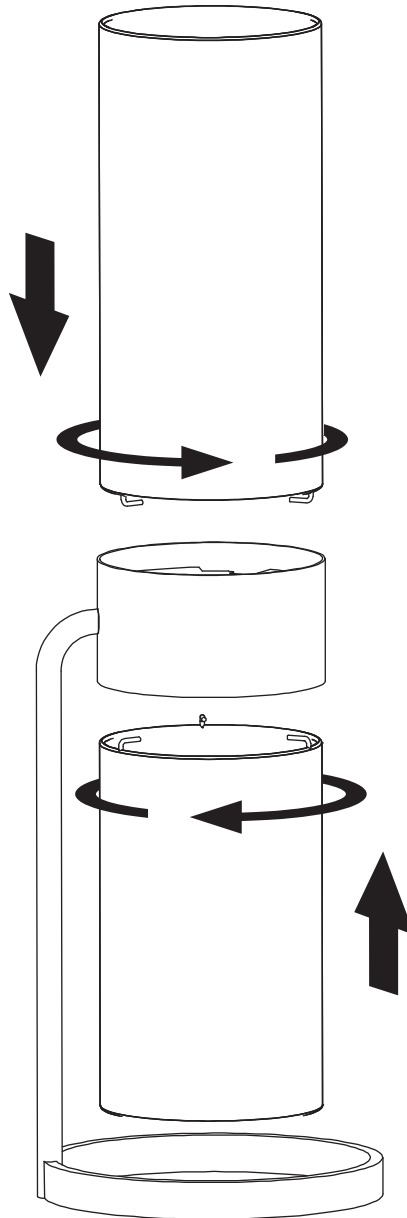
- A. - Cedric lamp base
- B. - Upper lamp shade
- C. - Lower lamp shade
- D. - Dimmable LED light bulb (x2)

1

Attach the upper and lower shades to the base by inserting the three metal tabs on each shade into the corresponding slots in the base. Twist the shades while applying force towards the tabs to lock the metal tabs into the attachment plates.

2

With both shades attached, screw in the light bulbs before plugging in the lamp.



SPECIAL CONSIDERATIONS:

Not all light bulbs are dimmable. Order replacement bulbs at roomandboard.com.