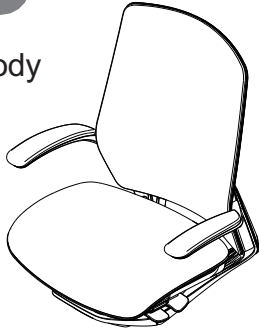


Assembly Manual

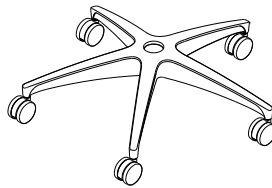
- The main body is heavy; use caution when handling and do not grip from the arms. Grip from the chair's seat and back.
- To purchase additional casters, hard casters or ask service-related questions, contact Room & Board at 800-301-9720.

Parts

Main body



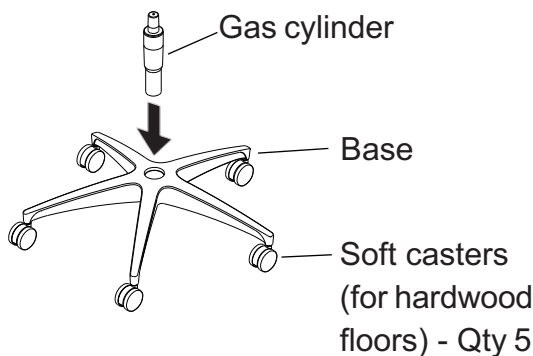
Base



Gas cylinder

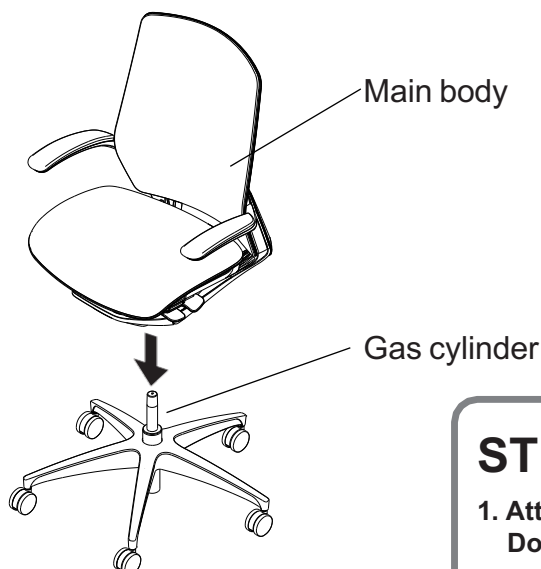


Instructions



STEP 1

1. Place the base on a flat surface.
2. Insert gas cylinder into the base as shown. Ensure that the gas cylinder is placed straight down into the base.



STEP 2

1. Attach the main body to the gas cylinder as shown. Do not hold the arms of the main body. Hold the main body from the chair's seat and back.

Room&Board®

Room and Board Shop From Home Design associates at 800-301-9720.