

CUSTOM SECTIONAL GUIDE: BRISBANE



BRISBANE COLLECTION

The Brisbane outdoor sectional sofa combines weather-proof materials with a fully upholstered frame. Using marine-grade wood, a barrier-wrapped foam cushion and water-resistant fabrics, Brisbane beautifully withstands the elements. Tailored slipcovers can be machine-washed or rinsed off. Brisbane should be covered or brought inside during winter or long periods of rain.



PRODUCT DETAILS

| | |
|---------------------------------|-------------------------------------------------|
| • seat cushion | hydrophobic water barrier wrapped foam cushions |
| • frame style | loose seat and back |
| • removable leg | all |
| • arm height | 26" |
| • seat height | 19" |
| • seat depth | 23" |
| • back height | 31" |
| • overall height (with cushion) | 35" |

THREE WAYS TO SHOP

ROOMANDBOARD.COM

Visit us online to shop our complete collection and create your own sectional configuration using our online designer.

VISIT OUR STORES

Shop with a Design Associate who will help you choose the perfect pieces for your lifestyle.

800.301.9720

Call Shop Room & Board from Home. Our Design Associates answer questions and give suggestions to help you shop.

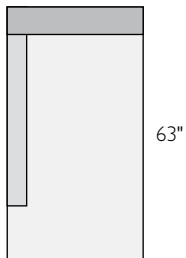
We're here to help you with your selection.

If you have questions or would like to order one of these custom pieces, please call us at 800.301.9720.

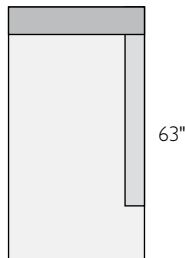
BRISBANE SECTIONAL PIECES

| <i>item</i> | <i>dimensions</i> | <i>seat</i> | <i>Canvas*</i> |
|--------------------------------|-------------------|-------------|----------------|
| A left-arm chaise | 34w 63d 31h | 32w 47d 19h | \$1800 |
| B right-arm chaise | 34w 63d 31h | 32w 47d 19h | \$1800 |
| C left-arm sofa | 59w 39d 31h | 55w 23d 19h | \$1800 |
| D right-arm sofa | 59w 39d 31h | 55w 23d 19h | \$1800 |
| E left-arm corner sofa | 98w 39d 31h | 78w 23d 19h | \$2300 |
| F right-arm corner sofa | 98w 39d 31h | 78w 23d 19h | \$2300 |


A left-arm chaise*
34"




B right-arm chaise*
34"




C left-arm sofa*
59"




D right-arm sofa*
59"



E left-arm corner sofa*
98"




F right-arm corner sofa*
98"



CONFIGURING YOUR CUSTOM SECTIONAL

We created this guide to help you create the best possible combination of Brisbane pieces for a perfect seating space. Draw your space on the graph on the last page — 1 block equals 1 foot — and lay out your space using the ¼" scale drawings of each component you choose. Remember, left-arm and right-arm configurations refer to the sofa as you are facing it, not sitting on it.

scale: 1 square = 12 inches



Notes

Sales order #

Design Associate

Customer name

Delivery date