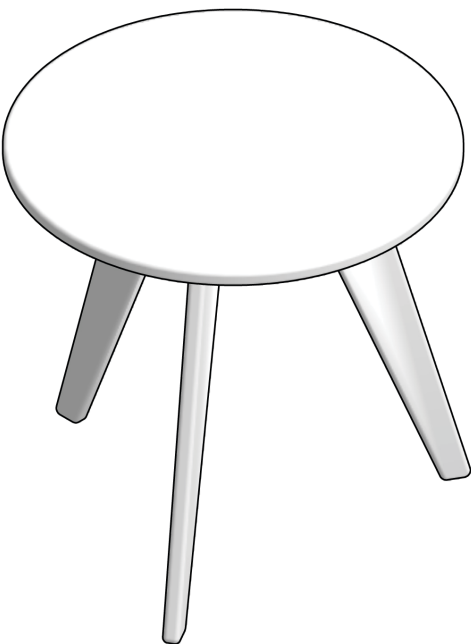






NOVA TABLE 16

ASSEMBLY INSTRUCTIONS

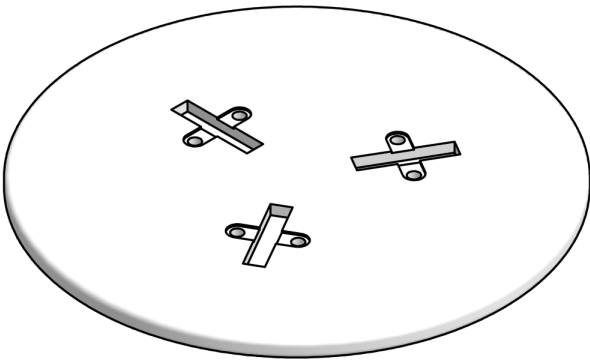


loll designs.com 1-877-740-3387



INCLUDED HARDWARE

	COUNT		COUNT
1/2" PAN HEAD BOLT	6	5/32" ALLEN WRENCH	1
			

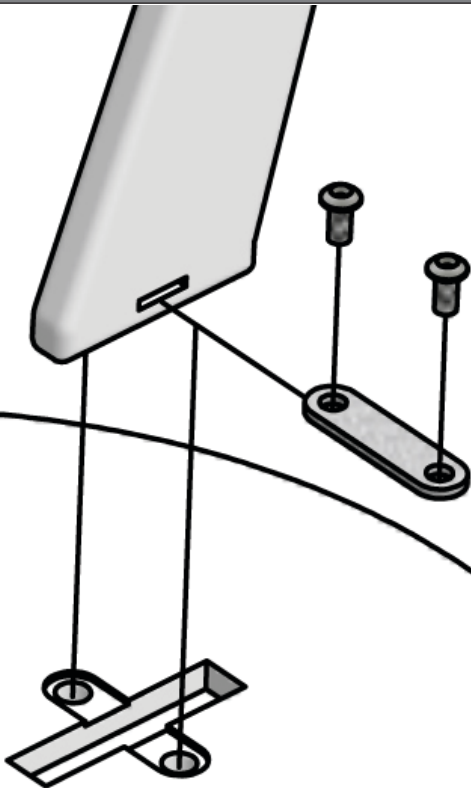
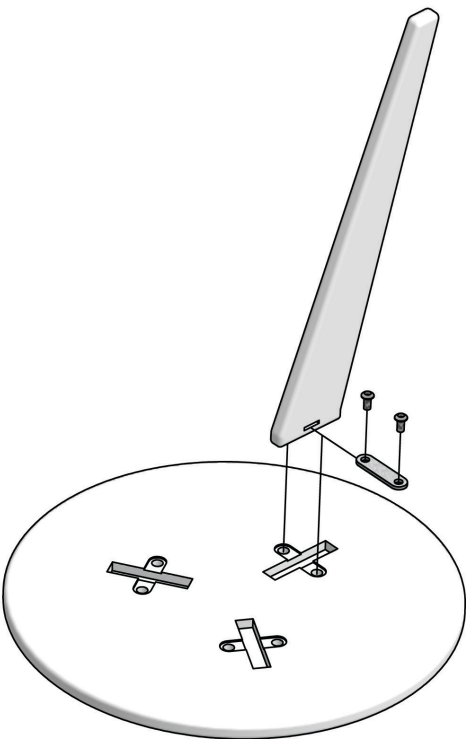
INCLUDED PARTS

	COUNT		COUNT		COUNT
TABLE TOP	1	TABLE LEG	3	DOUBLE MICRO BLOCK	3
					

ASSEMBLY INSTRUCTIONS

* It is very important that you finger tighten all bolts into inserts to ensure that you do not cross-thread bolts and inserts before tightening. It will also be easier if you wait to tighten bolts until you have all bolts installed and the piece completely assembled. This will allow for more movement of individual pieces and help in aligning holes with inserts. Use the Allen Tool provided to finish tighten bolt until snug.

1 ATTACH LEGS



*Please read **Assembly Tips** before beginning assembly.
Insert Double Micro Block through hole in Table Leg. Place Table Leg and block into Table Top cut out. Repeat for remaining legs

assembly tips

*Please read before beginning assembly!

To avoid damaging furniture perform the assembly of your Loll furniture on a clean soft surface like a blanket, carpet, or the flattened cardboard box the furniture was shipped in. Components should not be unnecessarily forced together! Plastic is flexible and you may need to persuade the pieces to align them properly. If it seems something isn't fitting together you likely have it wrong and you should reread the instructions to ensure you are aligning the proper components. You can also contact your Loll Sales Associate or Customer Service for support at 877.740.3387.

Don't Use a Cordless Screw Gun: It is not necessary and we do not recommend using a screw gun or drill to install and tighten bolts in inserts. Finger tighten all bolts first and then use the Allen Tool provided to finish tightening all bolts after the piece is assembled.

**** Please recycle the BOX and paper packaging.**

damaged product instructions

Sometimes accidents occur. Please inspect your Loll furniture when you receive it to make sure that it has not been damaged during shipping. If damage has occurred please take digital pictures of the damaged furniture and the box it was shipped in, and email them to sales@loll designs.com or call using our toll free number: 877.740.3387, ext. 1. The damage will be assessed and you will be contacted with a solution to the problem. It may be helpful to save all of your packaging material in case a return is necessary.

product care

Your new Loll furniture is a no maintenance product. It is fade resistant and you'll never need to paint or stain it and it can be left outside all year regardless of the season. It will not rot, even if left standing in water; it's plastic. Nonetheless, we're pretty sure your Loll furniture will get a lot of use and will at some point need cleaning. We recommend a garden hose and incorporating a soft bristle brush. Adding a tablespoon or two of your favorite eco-friendly soap to the wash will get everything squeaky clean! Mineral deposits left over from hard water can be removed with a solution of vinegar and water.

product features

-Recycled Plastic

The plastic used in Loll Designs furniture is reclaimed from post-consumer and post-industrial high density polyethylene (#2 plastic). Milk jugs are the primary source of this material.

-Weatherproof

Leave Loll outdoors year round. Loll furniture is built to last and will not rot, decay, splinter or fade. Loll is held together with stainless steel fasteners and zinc coated inserts.

-Replaceable Parts

If a part is damaged on your Loll chair it is possible to replace that specific piece. This reduces shipping costs and waste replacing your product. Plus the damaged piece can be recycled.

-Maintenance Free

Loll Designs furniture never needs to be painted or stained. No seasonal storage required.

-Made in the USA

Our manufacturing facility is located in Duluth, Minnesota.

-Low Impact Manufacturing

Loll furniture is fabricated in a facility designed to reduce its impact on the local environment. Some of Loll's steps to reduce our manufacturing footprint include; Facility is a remediated industrial brownfield site; passive solar heated office space and naturally lit interiors; extensive industrial and office recycling programs; and the support of alternative energy.

Room&Board by: 

Room&Board by: 

1 877 740 3387
Duluth, Minnesota 55807
1325 North 59th Avenue West
Loll Designs



Room&Board by:



Room&Board by:

the loll story

Loll's history begins with the 1997 inception of TrueRide, a design and build contractor specializing in custom municipal skateboarding parks. TrueRide's founders started with a commitment to environmental responsibility, and they found ways to repurpose leftover skate park material as Epicurean Cutting Surfaces www.epicureanproducts.com and Loll Designs outdoor furniture www.lolldesigns.com. After more than four years of perfecting design and construction Loll unveiled its first piece in November 2006, a modern version of the classic Adirondack chair. Since then, Loll has developed a full range of chairs, benches, and tables constructed with 100-percent recycled materials. Loll Designs' furniture is built with high-density polyethylene, a material used in many consumer products (more than 60 million tons is produced worldwide every year). Loll chooses to use a recycled HDPE sourced primarily from recycled milk jugs. All Loll pieces are designed to be modern, clean, and comfortable. Because they're not wood or metal, they withstand the elements with zero maintenance. Outdoor furniture should be for billing around; not scraping, painting, or moving indoors for storage.