

BERKELEY VANITIES INSTALLATION AND SPECIFICATIONS



CAUTION

PROFESSIONAL INSTALLATION RECOMMENDED

Please inspect your new vanity prior to installation. Once the vanity has been installed or altered, such as cutting the cabinet's back panel or adhering the top, it cannot be returned. If you notice any damage or defects, please contact us at **800.486.6554** or shop@roomandboard.com for assistance.

Moving and Storage

- Keep in original packaging until installation to protect from damage.
- Do not stack anything on top of the packaging.
- Use a two-person team to lift and move.

Installation Requirements

- Professional installation with a two-person team.
- Water supply and plumbing installed according to local code.
- Level floor and plumb walls at installation site.

Vanity Installation Recommendations

- Cut or drill holes in the back or bottom panel of the vanity cabinet to accommodate plumbing.
- Attach the vanity cabinet securely to the wall using appropriate hardware for your wall material.
- If needed, use the supplied leveler feet to accommodate a floor that is not level. To use, remove plastic foot caps, insert the levelers and set at the desired height.

Top Installation Recommendations

- Apply a nickel-sized amount of clear 100% silicone to all four corners of the top edge of the vanity cabinet.
- Using a two-person team, lift and place the vanity top. Lower it slowly; do not drop it onto the vanity cabinet.
- Wipe off excess silicone immediately.

Backsplash and Side Splash Installation Recommendations

- Apply a nickel-sized amount of clear 100% silicone every eight to ten inches on the wall where the backsplash will be installed.
- Install the backsplash by gently pushing it onto the wall and centering it on the top.
- If you selected a left overhang or right overhang top, a side splash is included. Install the side splash after the backsplash.
- Once cured, run a small bead of 100% clear silicone along the joint where the backsplash and optional side splash meet the vanity top.

For wood and quartz cleaning and care information, visit roomandboard.com/care.

[illegible]

Technical drawing of a cabinet with the following dimensions:

- Overall width: 26"
- Overall height: 75"
- Top panel height: 7.5"
- Door width: 24.5"
- Door height: 45"
- Base height: 3.25"
- Base width: 22"

Technical drawing of a cabinet with the following dimensions:

- Top width: 36"
- Top depth: 7.5"
- Left side depth: 7.5"
- Right side depth: 7.5"
- Internal width (left): 34.5"
- Internal width (right): 32"
- Internal depth: 4.5"

Technical drawing of a kitchen cabinet with dimensions in inches. The overall width is 48". The top section has a height of 7.5" and contains two doors, each 10.75" wide, separated by a 5.25" gap. The middle section has a height of 46.5" and contains four doors, each 10.75" wide, with a 5.25" gap between the first and second, and a 5.25" gap between the third and fourth. The bottom section has a height of 4.5" and contains two doors, each 22" wide, with a 4.5" gap between them. The overall height is 58.5".

| Section | Height (in) | Door Width (in) | Gap (in) |
|---------|-------------|-----------------|----------|
| Top | 7.5 | 10.75 | 5.25 |
| Middle | 46.5 | 10.75 | 5.25 |
| Bottom | 4.5 | 22 | 4.5 |

Technical drawing of a kitchen cabinet unit. The overall width is 60" and the overall height is 75". The unit features a top section with two drawers (5.25" and 13.625" wide) and a bottom section with four doors (58.5" wide). The unit is shown in a perspective view with a light blue background.

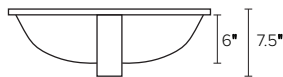
Technical drawing of a kitchen cabinet unit with dimensions in inches. The overall width is 60". The depth is 7.5". The unit features a top section with a width of 23" and a depth of 5.5". Below this is a section with a width of 7.25" and a depth of 8". The bottom section has a width of 58.5" and a depth of 4.5". The unit is divided into sections with widths of 16" and 56". The drawing includes icons for drawers and doors.

Technical drawing of a kitchen cabinet unit. The overall width is 72". The unit features a top section with a width of 72" and a height of 5". Below this, the main cabinet body has a total width of 75" and a height of 7". The main body is divided into three sections: a left section with a width of 70.5" and a height of 7", a middle section with a width of 15" and a height of 5.25", and a right section with a width of 7.5" and a height of 7". The middle section contains a single door with a handle. The left and right sections each contain two doors with handles. Below the main cabinet body, there is a base section with a width of 72" and a height of 4.5". The base section is divided into three sections: a left section with a width of 3.25", a middle section with a width of 68", and a right section with a width of 3.25".

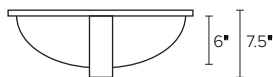
1/1/21

Vanity Tops and Sinks

- All vanity tops available with left and right side overhang, no overhang, overhang left side only or overhang right side only.
- Backsplash included; side splash included for overhang left side only or overhang right side only.

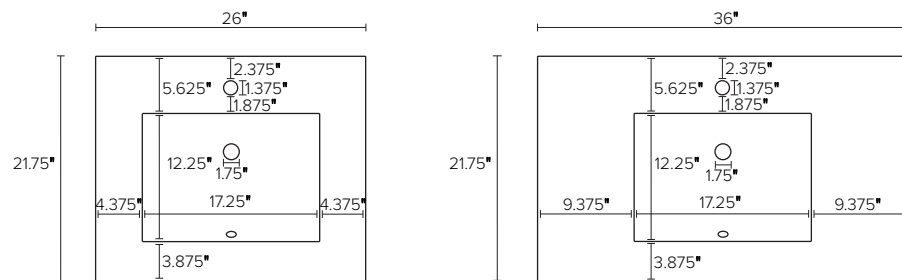


Rectangular sink front view

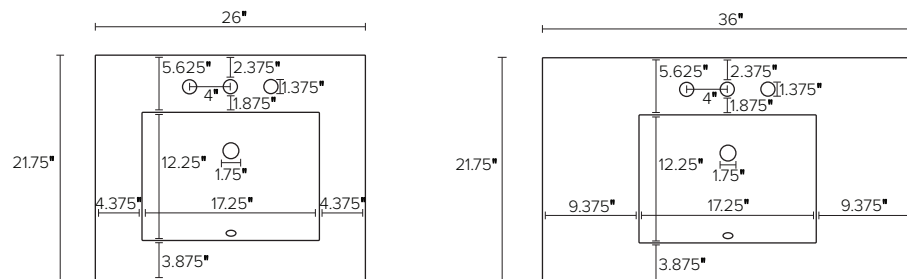


Oval sink front view

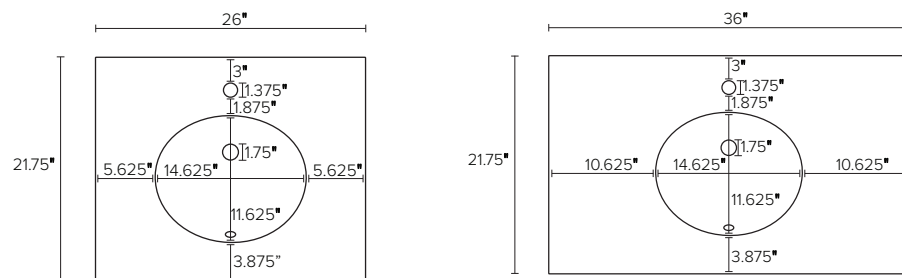
26" and 36" RECTANGULAR SINKS, single faucet hole



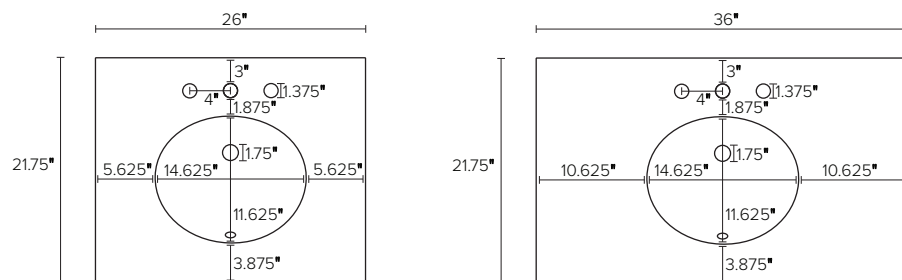
26" and 36" RECTANGULAR SINKS, 8" spread faucet holes



26" and 36" OVAL SINKS, single faucet hole



26" and 36" OVAL SINKS, 8" spread faucet holes



26w 21.75d 34h Single-Sink Vanity

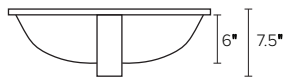
Tops with no overhang are 24.5" wide; tops with an overhang left side only or right side only are 25.25" wide.

36w 21.75d 34h Single-Sink Vanity

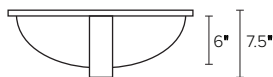
Tops with no overhang are 34.5" wide; tops with an overhang left side only or right side only are 35.25" wide.

Vanity Tops and Sinks

- All vanity tops available with left and right side overhang, no overhang, overhang left side only or overhang right side only.
- Backsplash included; side splash included for overhang left side only or overhang right side only.

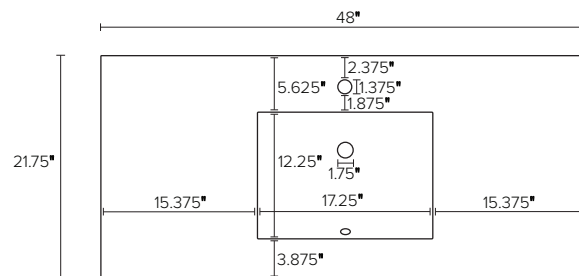


Rectangular sink front view

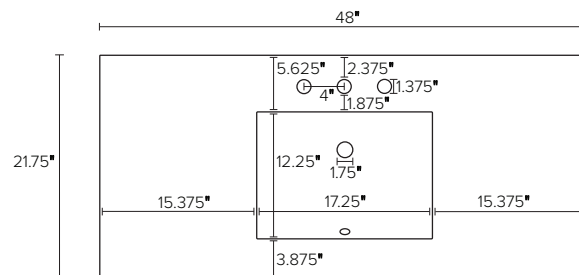


Oval sink front view

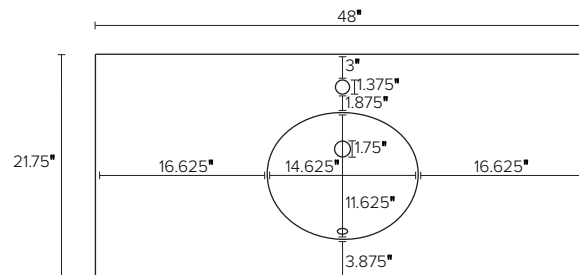
48" RECTANGULAR SINKS, single faucet hole



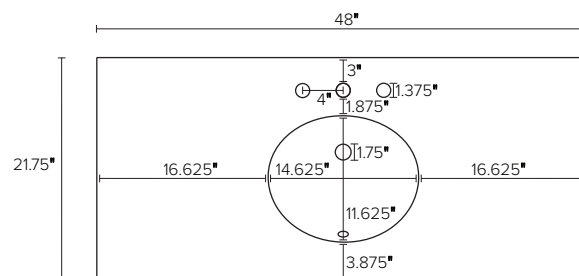
48" RECTANGULAR SINKS, 8" spread faucet holes



48" OVAL SINKS, single faucet hole



48" OVAL SINKS, 8" spread faucet holes

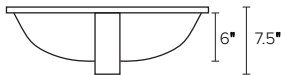


48w 21.75d 34h Single-Sink Vanity

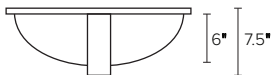
Tops with no overhang are 46.5" wide; tops with an overhang left side only or right side only are 47.25" wide.

Vanity Tops and Sinks

- All vanity tops available with left and right side overhang, no overhang, overhang left side only or overhang right side only.
- Backsplash included; side splash included for overhang left side only or overhang right side only.

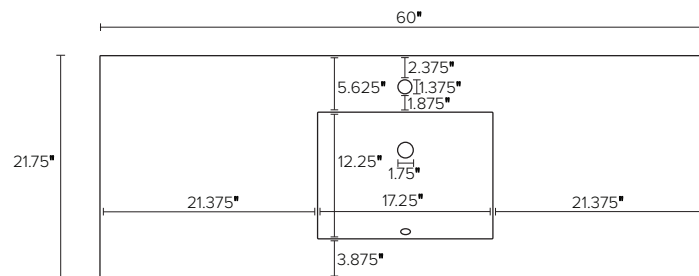


Rectangular sink front view

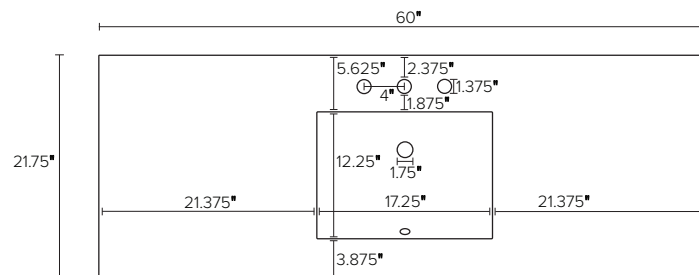


Oval sink front view

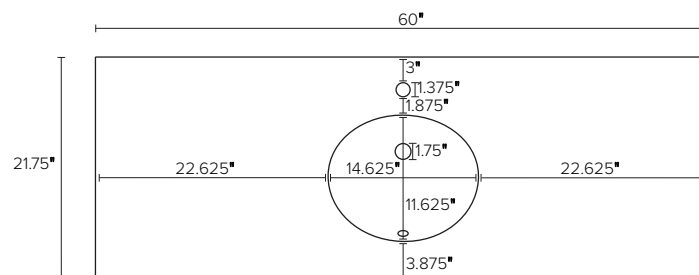
60" RECTANGULAR SINKS, single faucet hole



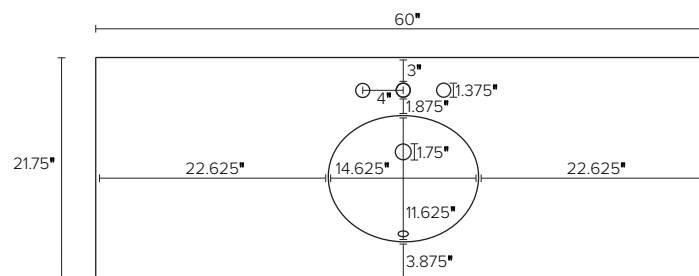
60" RECTANGULAR SINKS, 8" spread faucet holes



60" OVAL SINKS, single faucet hole



60" OVAL SINKS, 8" spread faucet holes

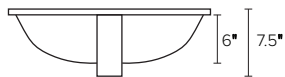


60w 21.75d 34h Single-Sink Vanity

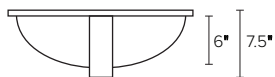
Tops with no overhang are 58.5" wide; tops with an overhang left side only or right side only are 59.25" wide.

Vanity Tops and Sinks, continued

- All vanity tops available with left and right side overhang, no overhang, overhang left side only or overhang right side only.
- Backsplash included; side splash included for overhang left side only or overhang right side only.

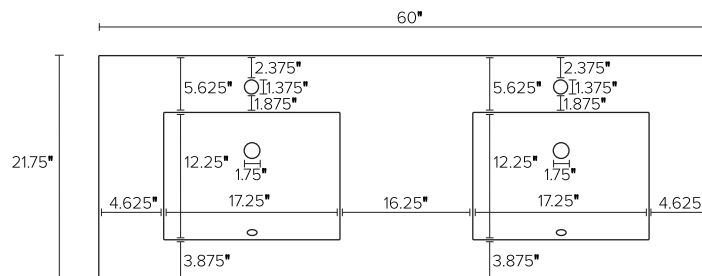


Rectangular sink front view

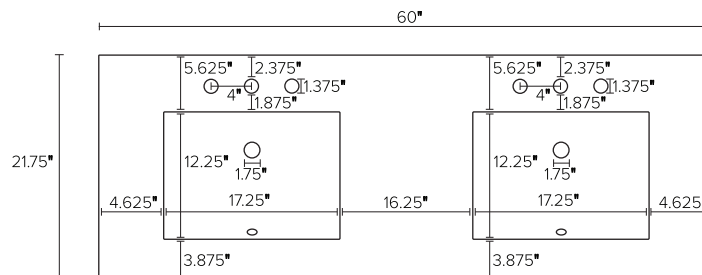


Oval sink front view

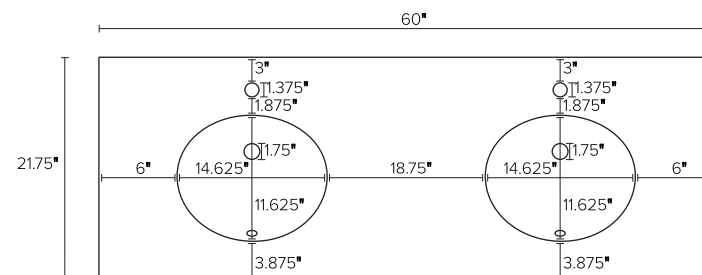
60" RECTANGULAR SINKS, single faucet hole



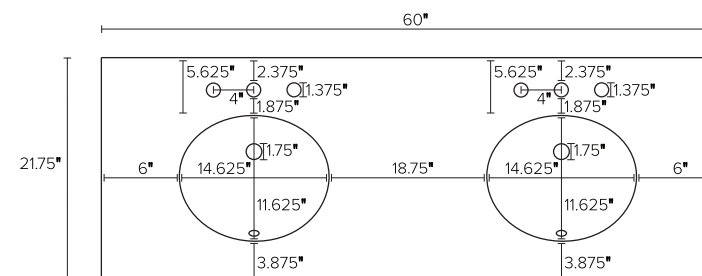
60" RECTANGULAR SINKS, 8" spread faucet holes



60" OVAL SINKS, single faucet hole



60" OVAL SINKS, 8" spread faucet holes

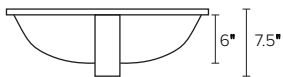


60w 21.75d 34h Double-Sink Vanity

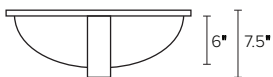
Tops with no overhang are 58.5" wide; tops with an overhang left side only or right side only are 59.25" wide.

Vanity Tops and Sinks, continued

- All vanity tops available with left and right side overhang, no overhang, overhang left side only or overhang right side only.
- Backsplash included; side splash included for overhang left side only or overhang right side only.

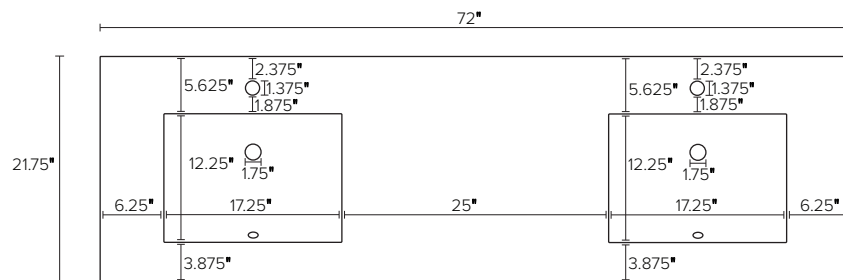


Rectangular sink front view

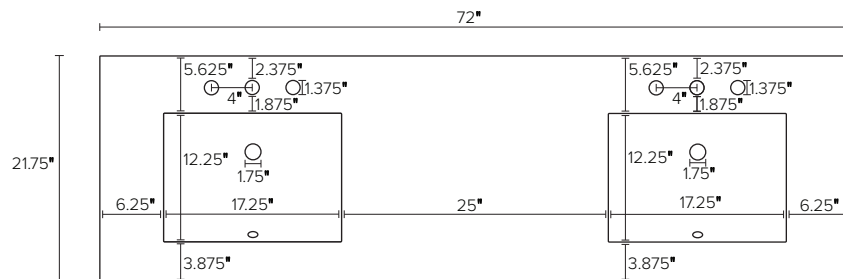


Oval sink front view

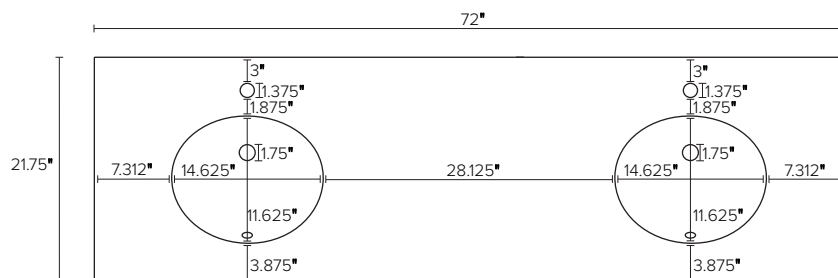
72" RECTANGULAR SINKS, single faucet hole



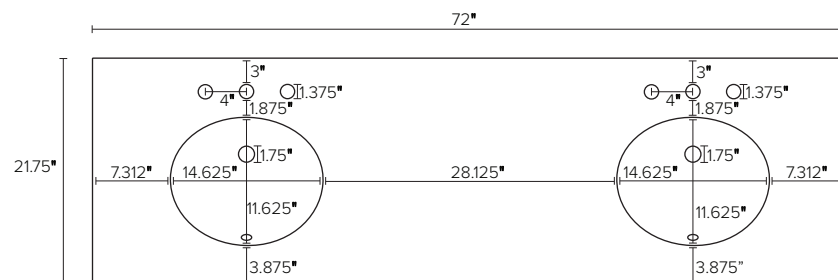
72" RECTANGULAR SINKS, 8" spread faucet holes



72" OVAL SINKS, single faucet hole



72" OVAL SINKS, 8" spread faucet holes



72w 21.75d 34h Double-Sink Vanity

Tops with no overhang are 70.5" wide; tops with an overhang left side only or right side only are 71.25" wide.